

kingcøle

# KNIT'S BEGINNING TO LOOK A LOT LIKE CHRISTMAS

WEEK FOUR  
SNOWMAN STRIPE & BORDER



Approximate Width X Length  
100 x 139cm





This blanket is knitted by using circular needles to hold all of the stitches required. Do not join in the round for this pattern.

All charts are worked using the intarsia method. Do not try to carry the yarn across the back.

Read ALL CHARTS from RIGHT to LEFT on ODD numbered rows and LEFT to RIGHT on EVEN numbered rows.  
ODD numbered rows are KNIT.  
EVEN numbered rows are PURL.


## SHOPPING LIST

↔ EITHER ↔

### King Cole Merino Blend DK 50g

Approximately 104 metres or 113 yards

- 10 x 50g Balls of 9 Red
- 6 x 50g Balls 33 Bottle
- 7 x 50g Balls of 1 White
- 1 x 50g Ball of 48 Black
- 1 x 50g Ball of 1531 Pale Blue
- 1 x 50g Ball of 3298 Cinnamon
- 1 x 50g Ball of 41 Oatmeal




- SHADE A
- SHADE B
- SHADE C
- SHADE D
- SHADE E
- SHADE F
- SHADE G

### King Cole Big Value DK 50g

Approximately 145 metres or 158 yards

- 7 x 50g Balls of 4029 Red
- 4 x 50g Balls 4048 Bottle
- 5 x 50g Balls of 4020 White
- 1 x 50g Ball of 4053 Black  
Alternative: Pricewise 048 Black
- 1 x 50g Ball of 4097 Cornflower
- 1 x 50g Ball of 3443 Rust
- 1 x 50g Ball of 4022 Sand



### Needles

- 4mm US6 100cm circular needle
- 3.25mm US3 100cm circular needle


Using A, commencing with a knit row and working in st-st, work 6 rows.

**1st Row:** (RS) Using A, K31,  
\*work 27sts as given for 1st row of SNOWMAN CHART, using A, K31 \* rep from \* to \* twice more.

**2nd Row:** \*Using A, P31, work 27sts as given for 2nd row of SNOWMAN CHART\* rep from \* to \* twice more, using A, P31. Last 2 rows set st-st and position of SNOWMAN CHART, commencing with 3rd row of SNOWMAN

CHART cont until 30th row of SNOWMAN CHART has been worked.

Using A, work 6 rows.  
Break off A. \*\*



Repeat from \*\* to \*\* once more then repeat from \*\* to \*\*\* once more.

Break off B, join in A, and proceed as follows:

**Next row:** K6, (K5, M1, K4, M1) 21 times, K10. 247sts.

Change to 3.25mm circular needle and proceed as follows:

**1st Row:** (WS) \*K1, P1, rep from \* to last st, K1.

**2nd Row:** (RS) P1, \*K1, P1, rep from \* to end.

Last 2 rows set 1x1 rib, work 7 rows more.

Cast off in rib.

#### **SIDE BORDERS** (Both Alike)

With RS facing using 3.25mm circular needle and A pick up and knit 8sts evenly along purl st of rib, 287sts (approx 5sts from every 7 rows) evenly along side edge to rib and 8sts evenly along rib. 303sts..

**1st Row:** (WS) S1, P1, \*K1, P1, rep from \* to last st, K1.

**2nd Row:** S1, \*K1, P1, rep from \* to last 2sts, K2.

Last 2 rows set 1x1 rib, work 7 rows more.

Cast off in rib.

Pin out blanket to actual size and leave under a damp cloth for 24 hours. See ball band for pressing and care instructions.



THE BLANKET  
Approximate Width X Length



139cm

100cm





KNIT • FOLLOW • SHARE

01756 703 670 [kingcole.com](http://kingcole.com) [enquiries@kingcole.com](mailto:enquiries@kingcole.com)